



Design: 佛山市人行·道广告 Tel: 13702555950



服务的延续，
从接触宝陶开始！
宝陶机械 BAOTAO MACHINERY

佛山市宝陶机械设备有限公司
Foshan Bao Tao Machinery & Equipment Co.,Ltd

厂部地址: 佛山市南海区罗村务庄大丰田工业区牛栏尾路二街三号
电 话: 0575-82772798 13802464279
传 真: 0757-82535516
邮 箱: 47619220@qq.com
网 址: www.fsbaotao.com

Factory Address: Niu Lan Wei road second street no. 3, Da Feng Tian industrial zone, Wuzhuang Village, Luocun, Nanhai District, Foshan City, Guangdong Province, China.
Tel: +86-757-82772798 +86 138 0246 4279
Fax: +86-757-82535516
E-mail: 47619220@qq.com
Http://www.fsbaotao.com

门 市 部: 广东省佛山市禅城区石湾镇工农路5号第8C铺
电 话: 13420884860
邮 编: 528000
网 址: www.lxdtcjx.cn.alibaba.com

Sales Department: the 8Cth Shop, #5, Gongnong Road, Shiwan Town, Foshan City, Guangdong Province
Tel: +86 134 2088 4860
Zip Code: 528000
Http: // www.lxdtcjx.cn.alibaba.com

- 本书所有产品以实样为准
All the products in the book shall base on real model.
- 本公司对产品任何修改不作另行通知
The products are subject to modification without prior notice.



A Professional Manufacturer of Ceramic, Stone And Glass Deep Processing Equipment
专业制造陶瓷、石材、玻璃深加工设备 >>>





服务的延续
从接触宝陶开始

宝陶机械 BAOTAO MACHINERY



企业简介 Company introduction

佛山市宝陶机械设备有限公司前身为（连心达陶瓷机械厂）。是制造各类陶瓷、石材、玻璃、深加工机械设备的知名品牌厂家，现为佛山机械行业协会诚信会员。始建于2005年，经过几年的专研与发展现拥有多名资深的专业技术人员及高级工程师，完善的配套管理和优质的售后服务，品种系列规格齐全。主要产品有：圆弧抛光机、石材线条抛光机、多功能抛光机、平面抛光机、水刀、磨边机、带数控自动切割机、全自动干切线等各种陶瓷深加工设备。产品遍及全国各省、市、区，并远销欧美、东南亚等多个国家和地区。

公司以“提供先进的加工设备与技术支持”为使命，以“诚信、创新、负责、关爱”为核心，坚持“完善的售后服务”为理念，为您创造更多财富！
宝陶愿与您：携手同行，合作共赢！

Foshan Bao Tao Machinery & Equipment Co., Ltd former name is (Lian Xin Da Ceramic Machinery Factory), well knowd factory for making machines for manufacturing ceramic, stone etc. as member of Foshan Machinery Association. Built up in China "Ceramic Capital" – Foshan of China in 2005 until now with a team rich experienced senior engineers developing under perfect management system and high quality after sales service in variety machines. **Main machines including: arc edge grinding polishing machine (step tiles machine), stone line shaping & polishing machine (artistic border making machine), multifunction tile polishing machine, surface polishing machine, CNC water jet cutting machine, automatic tile cutting machine with digital control system, automatic dry cutting line etc.** Have been selling to almost every province of China and exporting to Mid East, Asia, Africa, etc for many years.
Our commission is providing advanced manufacturing machine and technology support to customer all over the world, our business cord is "trust, innovation, responsibility, love", always insist in "perfect after sales service" as concept to create more wealth with you together!
"Bao Tao" is willing to move forward hand in hand with you and create win-win cooperation!

1. 采用AB轴式设计, 实现了数控五轴 (X, Y, Z, A, B) 联动。
2. 结构简洁而不简单, 防水防砂更严密, 电气布线巧妙。
3. 所有零件采用日本进口的高精密加工中心加工, 保证加工精度。
4. 采用日本安川伺服电机、伺服驱动器, 控制精度更高。
5. 设计合理, 受力均衡, 有效提高五轴水刀的运行寿命和可靠性。



BT2015 (3020) 五轴智能水刀

BT2015x3020x FIVE AXIS INTELLIGENT WATER JET

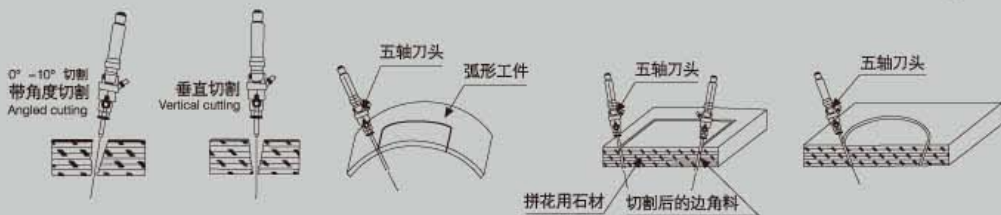
用途及性能:

本产品为新型数控超高压水射切割设备, 广泛应用于装饰建材和航空航天、电力、新能源、化工、汽车制造等工业材料的切割及深加工, 如: 陶瓷、石材、玻璃、有色金属、黑色金属及各类板(型)材等。

1. 全方位的切割能力, 可进行任意平面、曲线切割。
2. 特别加固的床身结构, 使切割刀头在高速运行时也不会产生振动, 整机运行平稳, 切割速度快, 加工精度高。
3. 所有丝杆, 导轨采用进口产品, X、Y轴导轨采用自动加油润滑油方式, 加上有效的迷宫式防水, 防尘结构, 确保数控切割平台的加工精度, 并最大限度延长丝杆导轨的使用寿命。
4. 切割刀头装有可靠的气动高压水开关控制装置, 提高生产效率。
5. 独特砂阀设计, 结构简单, 使流砂更顺畅, 修理更方便, 并可防止回水现象发生。
6. 全不锈钢防护罩, 防尘, 防水, 防锈, 防腐蚀, 方便用水清洗, 保持平台常年锃亮如新。
7. BT系列数控水刀分悬臂式和龙门式两种结构形式。

功能特性:

1. 刀头任意方向角度倾斜切割, 消除了切割面凹凸不平的现象 (消除了面小底大的现象)。使需要的正面拼贴缝隙更小, 不用打磨可直接拼贴, 减少了打磨环节, 有效减少了生产成本, 完善了环保问题。
2. 让复杂图形更细致、优美, 让复杂图形简单化操作。
3. 转弯不用停顿, 无转弯圆点, 使切割速度更快, 切割面平整不会影响拼贴。



水刀切割平台
Cutting Table



水刀增压器

1. 全电子换向及Wye-Delta软启动使增压系统压力更稳定, 运行更平稳。
2. 具有压力检测, 限位报警及自动保护等全方位的安全保护装置。
3. 持续稳定的超高压压力, 使切割速度在保证切割质量的前提下大幅度提高。
4. 液压系统进油, 回油均有精密的过滤装置, 保证整个油路干净畅通。
5. 采用精密的四重串联水过滤器, 滤芯精度达0.45UM, 使切割用水纯度更高, 使高压系统各部件使用时间大大延长。
6. 高压密封圈采用美国进口复合材料精密加工而成, 密封性能及使用寿命大大提高。
7. 所有高压零部件严格按照特殊的加工工艺, 采用先进的CNC数控机床来完成, 从而使高压零部件精度更高, 互换性更好。
8. 先进的压力自动调节水泵, 可保证低压进水的压力持续稳定。

Intensifier Pump

1. The full electronic commutation and Wye-Delta startup stabilize the pressure of the supercharger.
2. The security device has the functions of pressure detection, limit alarm, automatic protection etc.
3. Continuous hyperpressure boosts the speed and maintains the cutting quality.
4. Precise filter equipments in oil inlet and oil back-flow of the hydraulic pressure system, assure the oil route clean and fluent.
5. The precise fourfold water filter series connection is applied. The precision of the filter core can reach 0.45UM, so that the water purification is improved, and the life of every part of the pressure booster system is largely prolonged.
6. High pressure sealing washer is precisely made from imported compounded materials, hence the sealing performance and life are largely improved.
7. All the high-pressure parts are processed by the advanced CNC digital control cutting machine tool which strictly according to the special processing technique, assuring higher precision and better commutability of the hyperpressure parts.
8. Advanced pressure self-adjustment pump assures the continuous and stable pressure of the inlet water.



水刀增压器
Intensifier Pump



切割过程 Cutting Processing



切割样板 Cutting Samples



型号Model	BT1212	BT2015	BT2515	BT3015	BT3020	BT4020
结构型式 Structure	悬臂式 Flying-arm	悬臂式 Flying-arm	悬臂式 Flying-arm	悬臂式 Flying-arm	龙门式 Bridge	龙门式 Bridge
切割台尺寸 Cutting table size	1300 x 1300mm	2100 x 1600mm	2600 x 1600mm	3100 x 1600mm	3100 x 2100mm	4100 x 2100mm
切割行程 Stroke	X-轴 X-axis	1200mm	2000mm	2500mm	3000mm	4000mm
	Y-轴 Y-axis	1200mm	1500mm	1500mm	1500mm	2000mm
	Z-轴 Z-axis	130mm	130mm	130mm	130mm	130mm
CNC控制器 CNC Controller	步进系统 Step System/交流伺服系统 AC Servo System					
精度 Accuracy	切割精度 Cutting	±0.1mm				
	重复定位 Repeatability	±0.05mm				
快速定位速度 Traverse speed	6000/15000mm/min					
电源 Power supply	220V/380V/415VAC, 50/60Hz					



水刀控制箱 Controler



水刀供砂机 Sands Container



陶瓷的进阶
从传统开始

宝陶机械 BAO TAO MACHINERY



BAO TAO MACHINERY

专业制造陶瓷、石材、玻璃深加工设备
A Professional Manufacturer of Ceramic, Stone And Glass Deep Processing Equipment

BT1000 (800) 水刀拼花压平机

BT-CUTTING, GRINDING, CHAMFERING, MACHINE

压平机是一种主要用于对石材、陶瓷镶嵌后压平的专用设备，其原因是：采用钢化玻璃作为压制平面，数千条顶针在液压系统的作用下压制材料的背面，从而使材料正面达到和玻璃平面一样的平整。

Flattening machine is a special equipment, mainly used in stone coramic flanishing after being inset. It is principle is the use of tempered glass as a pressing plane, under the action of the hydraulic system, thousands of thimble pressed the back of material, so that the from of material reaches smoothly as glass.

压平机的优点 Advantage

- 1、顶针和弹簧行程可自行调节，材料高低可相差20MM，压制后无死角。
- 2、操作简单，无需学习。
- 3、四条升降导向杆，升降压制时与操作平台平稳平行。
- 4、左右平台可升降，成品易取易放。
- 5、材料做工精细，使用寿命长，无易损件。
- 6、自带加热功能，减短压制时间。
- 7、压制左边的同时右边可做粘贴，从而节省空间。

1. No need professional mosaic master, produced the product flatness, thas reduce labor cost, increase productivity, reduce labor intensity.
2. Thimble and spring stroke can change automatically, the material level can vary 20mm.
3. Simple operation, without having to learn.
4. Fout left guide rods parallet steady and operating platforms, when press up and down.
5. Both of left and right platform can lift , finished product easily take place.
6. Fine workmanship, long life, no wearing parts.
7. Comes with heating function, shorten the pressing time.
8. Pressing the left while the right do paste, thereby saving space.



压平机的特点 Character

- 1、采用钢化玻璃作平台、数千条螺丝作顶针，压制过程精准定位。
- 2、使用液压控制系统，结合限位开关，精准控制力度，性能稳定。
- 3、利用齿轮传动，运转灵活且平稳，噪音小，提高生产效率，降低劳动强度。

1. Adoptng tempered glass as platform and thousands of thimble, pressing process is accurate.
2. Using the hydraulic system, combined with the limit switch, precise control of the intensity.
3. Use of great transmission, flexibe and smooth operation, low nose.

规格参数 Technical Index	最大工作面积 Max working table size	最大压力 Max load capacity	压板行动速度 Pressure plane moving speed	导向杆直径及导程 Guid rod diameter and stroke	电机功率 Power	电机转速 Power speed	外形尺寸 External dimensions (LxWxH)	设备净重 Net weight
单位(Unit)	mm	t	mm/s	mm	kw / v	r/min	mm	KG / KGS
参数 Detail	1000 x 1000mm (1000#)	5	2500	φ20 x 180	0.37 / 380	1470	1200 x 2700 x 1700 (1000#)	1000#型: 340
	1200 x 1200mm (1200#)						1200#型: 360	

BT-200 型全自动数控线条抛光机(3+6)

BT-200 3+6 TYPE FULLY AUTOMATIC SHAPING & POLISHING MACHINE (DIGITAL CONTROL)



本机是我公司综合市场需求研发成功的一种新型机器，采用全自动升降抛光系统。具有洗底、水冷、PC控制等功能。相对于传统的手工或者机械加工方式，取得突破性的提高，此设备具有生产效率高，产品质量好，加工成本低等优势。

BT 3+6 Type fully automatic shaping & polishing machine (digital control) is the latest tile and stone deep manufacturing machine innovated by our company, it contains of red rate wheel matching system, water cooling system, PC controlling system, it's the outstanding improvement comparing with the traditional semi manual machines, this machine includes advantages of high working effective, high production quality, low cost etc, suitable for marble, granite, man made stone and ceramic tile (example: artistic border) deep processing manufacturing of shaping and polishing.

规格参数 Technical Index	抛光头数量 Polishing head quantity	成型轮数量 Shaping wheel quantity	抛光磨轮直径 Polishing wheel diameter	成型轮直径 Shaping wheel diameter	工作宽度 Working width	加工厚度 Processing thickness	抛光速度 Polishing speed	耗电量 Electricity consumption	耗气量 Air consumption	耗水量 Water consumption	总功率 Total power	外形尺寸 Outer dimensions (LxWxH)	重量 Weight
单位(Unit)	pc	pc	mm	mm	mm	mm	m/min	kwh	L/min	L/min	kw	m	kg
参数 Detail	6	3	φ150-250	φ200	50 x 200	10-50	0.2-3.0	50	50	490	70	5.8 x 1.8 x 2.15	7500

(加工样板) (Production Samples)





陶瓷的延续
从接触开始

宝陶机械 BAO TAO MACHINERY

BAO TAO MACHINERY

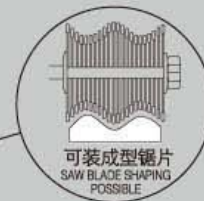
专业制造陶瓷、石材、玻璃深加工设备
A Professional Manufacturer of Ceramic, Stone And Glass Deep Processing Equipment

BT200 全自动石材线条生产线 (4+8)

BT-5+1 TYPE AUTOMATIC ARTISTIC BORDER SHAPING MACHINE

石材线条抛光机属新一代产品,是石材、人造石、陶瓷线条抛光的组合设备,由4组粗磨(定形)和8组抛光两部分组成。(可定做)
该产品结构精巧,运行稳定,定形采用定磨深方式进行磨削,由定形轮(不同曲线,视要求定),抛光采用自动控制设定进给量进行自动补偿,防止给进时的冲击产生破损。大大提高了生产率,为您带来良好的经济效益。

- 1: 数控抛光自动补偿功能;
- 2: 自动修轮校正免对轮对刀功能;
- 3: 手动快速升降,便捷换轮功能
- 4: 加工小线条自动防断功能;
- 5: 高精度升降系统;
- 6: 多功能触摸显示屏;
- 7: 智能操作系统,操作简单。



规格参数 Technical Index	定型轮数量 Number of finalizing wheel	定型轮直径 Finalize the wheel diameter	抛光轮数量 Number of polished wheels	抛光轮直径 Polishing Wheel Diameter	加工宽度 Working Width	加工厚度 Processing thickness	工作速度 working speed	总装机功率 Total power	总耗水量 Total water consumption	总耗气量 The total gas consumption	外形尺寸 Outer dimensions (LxWxH)	重量 Weight
单位(Unit)	个/pc	mm	个/pc	mm	mm	mm	m/min	kw	L/min	L/min	mm	kg
参数 Detail	4	200	8	200	20-200	15-120	0.3-1.5	85	200	20	定型部分 4200 x 1600 x 1900 抛光部分 5700 x 1600 x 1900	8000





陶瓷的进阶
从接触开始


宝陶机械 BAO TAO MACHINERY

BAO TAO MACHINERY

专业制造陶瓷、石材、玻璃深加工设备
A Professional Manufacturer of Ceramic, Stone And Glass Deep Processing Equipment

BT-1000 型六头线条机(气动抛光)

BT-1000 TYPE EIGHT HEADS ARTISTIC BORDER
POLISHING MACHINE (CYLINDER POLISHING SYSTEM)



本机型适用于陶瓷、大理石、花岗岩、玻璃等不同材料，配合各种形状的造型加工，可以做出各种形状的优美线条，具有生产效率高，产品质量好，加工成本低等许多新优势，是继圆弧抛光机后，宝陶机械设备有限公司为深加工行业推出的最新加工利器。

It's suitable for manufacturing ceramic, marble, granite, glass and other various materials. Comparing with the traditional manual work or semi-automatic mechanical processing methods it had made a breakthrough to improvement by fitting all kinds of shapes of mold for manufacturing. Its advantages include high production efficiency, high product manufacturing quality, lower cost and other new advantages. It's the newest deep processing machine developed by Foshan Bao Tao Machinery & Equipment Co.,Ltd after arc polishing machine.

规格参数 Technical Index	输送带宽度 Conveyor belt width	修边轮数量 Nos. of grinding wheel	修边轮直径 Dia. of grinding wheel	定型轮数量 Nos. of shaping wheel	定型轮直径 Dia. of shaping wheel	抛光轮数量 Nos. of polishing wheel	抛光轮直径 Dia. of polishing wheel	最大成型宽度 Maximum forming width	工作范围 Working width	加工厚度 Processing thickness	加工速度 Processing speed	总功率 Total power	外形尺寸 Outer dimensions (LxWxH)	重量 Weight
单位(Unit)	mm	pc	mm	pc	mm	pc	mm	mm	mm	mm	m/min	kw	m	kg
参数 Detail	300	1	φ200	2	φ150-φ200	3	φ150-φ200	100	100-1000	10-30	2-6	24	3.8×2×1.7	3500




BT- 中型多功能切边机

BT-MIDDLE-SCALE MULTIFUNCTION CUTTING MACHINE

该机切割长度比普通切割长，横梁升降主轴箱横走采用电动升降行走，效率高。而且操作简单方便。

This machine's cutting length is longer than common machine. The crossbeam & main shaft box adopted electric elevator with high effective and easy operation advantages.



规格参数 Technical Index	工作台面规格 Dimension of the working platform	外形尺寸 Outer dimensions (L x W x H)	总重量 Total weight	纵向最大切割长度 Longest cutting length	刀片直径 Blade diameter	切割厚度 Thickness of cutting	刀具升降最大行程 Max blades adjusting distance	主机功率 Main motor power	总功率 Total power
单位(Unit)	mm	m	kg	mm	mm	mm	mm	kw	kw
参数 Detail	800×1800	4×2.3×1.8	1500	2600	φ300-φ550	10-200	250	7.5	8.5



服务的连接
从接触开始

宝陶机械 BAO TAO MACHINERY

BAO TAO MACHINERY

专业制造陶瓷、石材、玻璃深加工设备
A Professional Manufacturer of Ceramic, Stone And Glass Deep Processing Equipment

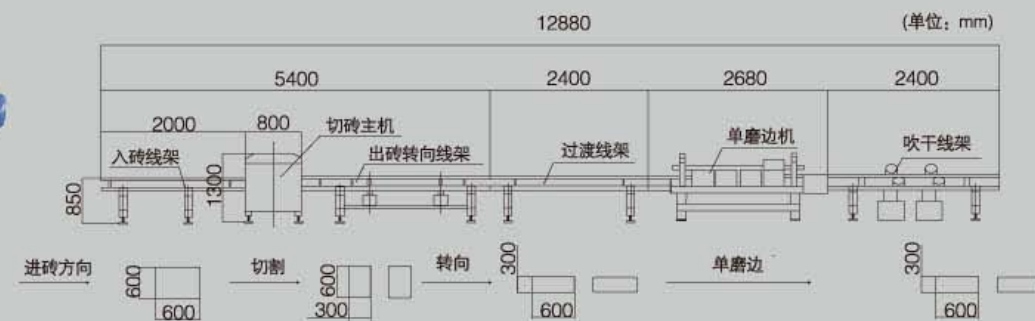
BT- 全自动干式单刀陶瓷切割线

BT- FULLY AUTOMATIC DRY TYPE SINGLE BLADE CUTTING LINE



BT全自动切割磨边生产线，主要针对陶瓷生产厂家及深加工厂开发的一分为二，一分为四切割的产品。帮助厂家消除生产小规格，成本高、效率低、质量差的烦恼。该流水线设备切割600×600为600×300每日产量可达到5500M²，相当于普通一条窑炉的产量。

BT Fully automatic single-blade cutting and edge-grinding line is mainly designed for products of one divided into two or one divided into four used by ceramic producers and deep processing plants to help the producers to be free of the trouble of high cost, low efficiency and poor quality in production of small size ceramic tiles. The production line can cut 600×600 into 600×300 with daily output up to 5500m², it is equivalent to a common kiln in production capacity.



名称 Name	切割机 Cutting machine	普通切割机(直径300刀片) General cutting machine (diameter 300 blades)	普通切割机(直径114刀片) General cutting machine (diameter 114 blades)
每班8小时切割产量 8-hour class cutting output	11200块(600×300) 11200 pieces(600*300)	1800块(600×300) 1800 pieces(600*300)	1500块(600×300) 1500 pieces(600*300)
切割33600片(600×300)所需时间 (每天按三班计) The cutting 33600 piece (600*300) needs time (count according to class Three every day)	3个班 3 shifts	18.7个班 18.7 shifts	22.4个班 22.4 shifts
电费 Electricity charges	3×0.92kw×8h×0.8元/kw.h=17.7元 3*0.92kw*8h*0.8yuan/kw.h=17.7yuan	18.7×3kw×8h×0.8元/kw.h=359元 18.7*3kw*8h*0.8yuan/kw.h=359yuan	22.4×2.2kw×8h×0.8元/kw.h=315.4元 22.4*2.2kw*8h*0.8yuan/kw.h=315.4yuan
刀片消耗 The bit consumption	33600片/2×0.6米/片×0.009元/米=90.7元 33600piece/2*0.6meter/piece*0.009yuan/meter=90.7yuan	33600片/2×0.6米/片×0.214元/米=2157.1元 33600piece/2*0.6meter/piece*0.214yuan/meter=2157.1yuan	33600片/2×0.6米/片×0.053元/米=534.2元 33600piece/2*0.6meter/piece*0.053yuan/meter=534.2yuan
水费 Water charge	0	1元/班×18.7班=18.7元 1yuan/shifts*18.7shifts=18.7yuan	1元/班×22.4班=22.4元 1yuan/shifts*22.4shifts=22.4yuan
工资 Wages	3班×1人×40元/班=120元 3 shifts *1person*40yuan/shifts=120yuan	18.7班×1人×40元/班=748元 18.7 shifts *1person*40yuan/shifts=748yuan	22.4班×1人×40元/班=896元 22.4 shifts *1person*40yuan/shifts=896yuan
每天合计费用 Total cost every day	228.4元 228.4yuan	3282.8元 3282.8yuan	1768元 1768yuan
一年合计费用 (一年按300天计算) Total cost for 1year(according to the 300 day to 1 year)	228.4元×300=68520元 228.4yuan×300=68520yuan	3282.8元×300=984840元 3282.8yuan*300=984840yuan	1768元×300=530400元 1768yuan*300=530400yuan
总结 Summary	全自动干式切割机比普通切割机(直径114刀片)一年节省46.2万元 cutting machine than ordinary cutting machine (diameter 114 blades)save 46.2 milliaon yuan in one year 全自动干式切割机比普通切割机(直径300刀片)一年节省91.6万元 cutting machine than ordinary cutting machine (diameter 300 blades) annual savings 91.6 milliaon yuan in one year		



品质的延续
从接触陶瓷开始

宝陶机械 BAO TAO MACHINERY

BAO TAO MACHINERY

专业制造陶瓷、石材、玻璃深加工设备
A Professional Manufacturer of Ceramic, Stone And Glass Deep Processing Equipment

BT-1200 型十头圆弧抛光机

BT-1200 TYPE 10 HEADS ARC-EDGE GRINDING POLISHING MACHINE



它是我公司研制成的一部超节能圆弧抛光机，由十组抛光头组成同时进行抛光，耗水量与耗电量大大地减少，与同样头数的大型机器相比，它一年可以为你省几万元，它体积小，操作方便，可随意调节生产速度并调节弧面的大小，适合90度、45度和圆弧面的抛光加工。

It's a super energy-saving 10-head automatic arc edge grinding polishing machine, consisting of ten groups of polishing heads for simultaneous polishing with greatly reduced water and power consumptions. Compared with large-scale machine having the same heads, it can save dozens of hundreds dollars in a year. Small size is convenient to operate, adjustable for production speed and size of chambered surface, and applicable for polishing of 90-degree, 45-degree and arc faces.



规格参数 Technical Index	输送带数量 Nos. of conveyor belt	抛光头数量 Polishing head quantity	抛光头直径 Polishing head diameter	倒角轮数量 Chamfering wheel quantity	倒角轮直径 Dia. of chamfering wheel	开槽数量 Notching QTY	开槽刀片直径 Notching blade diameter	工作宽度 Working width	抛光速度 Polishing speed	加工砖厚度 Processing thickness	总功率 Total power	耗水量 Water consumption	耗电量 Electricity consumption	耗气量 Air consumption	外形尺寸 Outer dimensions (L×W×H)	重量 Weight
单位(Unit)	pc	pc	mm	pc	mm	pc	mm	mm	m/min	mm	kw	L/min	kw/h	L/min	m	kg
参数 Detail	1	10	φ125	4	φ150-φ200	3-4	φ150	100-1000	1-4	6-20	23	490	11	32	5.2×2.0×1.8	4000

BT-1200 型十四头圆弧抛光机

BT-1200 TYPE 14 HEADS ARC-EDGE GRINDING POLISHING MACHINE



该机可对陶瓷、石材进行弧面或45度斜面加工，加工出来的梯级砖、地脚线质量十分完美，且加工成本低，用于装饰效果显著。



规格参数 Technical Index	输送带数量 Nos. of conveyor belt	抛光头数量 Nos. of polishing head	抛光头直径 Dia. of polishing head	倒角轮数量 Nos. of chamfering wheel	倒角轮直径 Dia. of chamfering wheel	磨边轮数量 Nos. of grinding wheel	磨边轮直径 Dia. of grinding wheel	开防滑槽数量 Nos. of notching blade	开槽刀片直径 Dia. of notching blade	工作宽度 Working width	抛光速度 Polishing speed	加工砖厚度 Processing thickness	总功率 Total power	耗水量 Water consumption	耗电量 Electricity consumption	耗气量 Air consumption	外形尺寸 Outer dimensions (L×W×H)	重量 Weight
单位(Unit)	pc	pc	mm	pc	mm	pc	mm	pc	mm	mm	m/min	mm	kw	L/min	kw/h	L/min	m	kg
参数 Detail	1	14	φ125	5	φ150-φ200	1	φ200	3-4	φ150	100-1200	1.5-7.5	6-20	37.2	490	23	55	6×2.2×1.8	6200



服务的延续
从接触陶瓷开始

宝陶机械 BAO TAO MACHINERY

BAO TAO MACHINERY

专业制造陶瓷、石材、玻璃深加工设备
A Professional Manufacturer of Ceramic, Stone And Glass Deep Processing Equipment

BT800 干切双边磨生产线

BT-5+1 TYPE AUTOMATIC ARTISTIC BORDER SHAPING MACHINE



本机适用于从800MM及其以下任意规格的瓷砖进行对开后磨边倒角，产量极高。由于采用前左右后分别进行错位磨边倒角的方式，避免了以往双边同时磨边倒角易走位、速度慢、成品率低的弊端，而且变换尺寸更加快捷、准确。

规格参数 Technical Index	抛光磨头直径 Polishing grinding head diameter	抛光磨头数量 The number of polishing grinds	磨边轮数量 Grinding wheel number	磨边轮直径 Wheel diameter	倒角轮数量 Bevel wheel count	倒角轮直径 Bevel wheel count	倒角电机功率 Chamfer motor power	总功率 Total power	外形尺寸 Outer dimensions (LxWxH)	重量 Weight
单位(Unit)	mm	个/pc	个/pc	mm	个/pc	mm	kw	kw	m	kg
参数 Detail	125	20	3	200	4	200	3	38	20×2.2×1.8	8500




服务无止境
从接触开始

宝陶机械 BAO TAO MACHINERY

专利产品

BT-800 全自动45度内倒机

FULL AUTOMATIC 45 DEGREE CHAMFERING MACHINE



BT800型全自动内倒机是我司自主研发生产的新一代内倒机 该机可对30MM-800MM可进行切内角，还可进行修原始边，采用进口丝杆跟进口导轨，速度快，效率高，是瓷砖加工厂、水刀加工厂首选产品。

规格参数 Technical Index	输送带宽度 Conveyor belt width	修边电机功率 Power of grinding motor	修边轮数量 Nos. of grinding wheel	修边轮直径 Dia. of grinding wheel	切削电机数量 Nos. of cutting motor	切削片直径 Dia. of cutting blade	倒角电机功率 Chamfering motor power	加工宽度 Processing width	加工厚度 Processing thickness	加工速度 Processing speed	总功率 Total power	外形尺寸 Outer dimensions (LxWxH)	重量 Weight
单位(Unit)	mm	kw	pc	mm	pc	mm	kw	mm	mm	m/min	kw	m	kg
参数 Detail	300	3	1	φ200	1	φ120	1.5	30-800	10-20	0.8-5	8	2.3×1.7×1.5	1800

BAO TAO MACHINERY

专业制造陶瓷、石材、玻璃深加工设备
A Professional Manufacturer of Ceramic, Stone And Glass Deep Processing Equipment

BT1200 自动干挂开槽机

BT-600 TYPE FULLY AUTOMATIC GRINDING & CHAMFERING MACHINE

BT1200全自动干挂开槽机是我司针对瓷砖、石材干挂湿挂等工艺进行升级研发的新进自动化产品，操作简单，速度快，效率高。采用数控系统，需要加工多大的尺寸只需面板上输入相应的尺寸即可加工。无需手动更换感应杆，大大提高生产效率。



规格参数 Technical Index	输送带宽度 Conveyor belt width	切削电机数量 Nos. of cutting motor	切削片直径 Dia. of cutting blade	加工宽度 Processing width	加工厚度 Processing thickness	加工速度 Processing speed	总功率 Total power	外形尺寸 Outer dimensions (LxWxH)	重量 Weight
单位(Unit)	mm	pc	mm	mm	mm	m/min	kw	m	kg
参数 Detail	300	2	φ120	150	10-20	0.8-5	9.5	2.5×1.2×1.6	1900

BT- 同步升降式自动连续介砖机 (单组刀、双组刀)

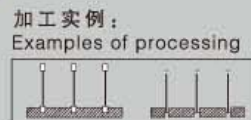
BT-SYNCHRO-ELEVATING AUTOMATIC CONTINUOUS TILE CUTTER (SINGLE SET BLADES & DOUBLE SETS BLADES)



单组刀
Single Set Blades



双组刀
Double Sets Blades



机型及主要技术参数

Models & main technical parameter

名称 Name	BT-600 I	BT-600 II	BT-600 III	BT-800 I	BT-800 II	BT-800 III
介砖头数 Cutting blade sets QTY	1 pc	2 pc	3 pc	1 pc	2 pc	3 pc
介砖刀片直径 Diameter of cutting blade	φ180-φ250mm	φ180-φ250mm	φ180-φ250mm	φ180-φ250mm	φ180-φ250mm	φ180-φ250mm
加工宽度 Width of processing	30-600mm	30-600mm	30-600mm	30-800mm	30-800mm	30-800mm
最大加工厚度 Max processing thickness	20mm	20mm	20mm	20mm	20mm	20mm
皮带速度 Speed of conveyor belt	1-5m/min	1.5-7.5m/min	1.6-8m/min	1-5m/min	1.5-7.5m/min	1.6-8m/min
总功率 Total power	12.5kw	23.5kw	34.5kw	16.5kw	31.5kw	46.5kw
外形尺寸 Outer size	2.2×1.3×1.5m	2.8×1.3×1.5m	3.4×1.3×1.5m	2.5×1.6×1.5m	3.1×1.6×1.5m	3.7×1.6×1.5m
机械重量 Weight of machine	1500kg	2200kg	3000kg	1800kg	2500kg	3500kg


BT-600 型及BT-800型自动连续介砖机适用于大规格墙地砖 (如瓷片、抛光砖等) 介切所需要的条砖, 可一次加工不同宽度的砖块, 加工出来的尺寸准确, 割边表面平滑, 也可以进行倒角。加工宽度从30mm至600mm、800mm, 本机设计先进、介砖刀头主轴精度高, 主轴端采用同步升降式固定结构, 输送皮带底部焊接V型皮带作导向, 确保切割砖块直线, 切割效率高, 加工效果好。

BT-600 & BT-800 automatic continuous tiles cutting machine are suitable for wall and floor tiles cutting with large size, for example, porcelain pieces, polished tiles. All of these can be cutting into needed tiles; different width can be processed simultaneously with a smooth cutting surface, and also chamfering. The width of processing was set from 30mm to 600mm & 800mm. The machines are of with advanced design, and high accuracy of main axle of cutting head. The main axle is adopted of synchro-elevating fixed structure. The belt of "V" shape was welded as orientation at the bottom of conveyer belt assuring cutting in straight line, is not only hight efficiency but also perfect.


BT-1000 型数控前后刀自动切割机

BT-1000 TYPE FULLY AUTOMATIC CONTINUOUSLY FRONT & BACK SIDES CUTTING MACHINE

前后双组刀
Front & Back Double Sets Blades



前后三组刀
Front & Back Three Sets Blades



本机是我公司根据市场需求最新推出的一款新产品。它的特点是采用自动调节档尺并由数字控制。当你需要切割不同尺寸的瓷砖时只要在控制面板输入所需的尺寸数字, 档尺就会自动调节到所需位置, 加工出来的产品尺寸准确、切割速度快、精度高、成本低, 是深加工行业首选设备。

This is the latest cutting machine developed by us based on market need. It adopts fully automatic digital measurement system, just entry the cutting size of the tiles them it will cut base on your required by high procession and fast speed. It's suitable for cutting ceramic tiles, marble, granite, etc..

规格参数 Technical Index	输送皮带宽度 Conveyor belt width	切割刀片直径 Cutting blade diameter	主轴电机功率 Power of main shaft motor	修边倒角电机功率 Trimming chamfering machine power	输送带电机功率 Power of conveyor belt motor	输送带速度范围 Speed range of conveyor belt	切割宽度范围 Cutting width range	最大切割厚度 Maximum cutting thickness	总功率 Total power	外形尺寸 Outer dimensions (L×W×H)	重量 Weight
单位(Unit)	mm	mm	kw	kw	kw	m/min	mm	mm	kw	m	kg
前后双组刀	600mm×2	φ120	4kw×2		0.75	2-10	100-1000	20	8.75	2.2×1.6×1.5	1700
前后三组刀	600mm×2	φ120	4kw×2	1.5	0.75	2-10	100-1000	20	11.75	2.4×1.6×1.5	2000



服务的延续
从接触开始

宝陶机械 BAO TAO MACHINERY

BAO TAO MACHINERY

专业制造陶瓷、石材、玻璃深加工设备
A Professional Manufacturer of Ceramic, Stone And Glass Deep Processing Equipment

BT-1500 型圆台磨边机

BT-CIRCULAR TABLE MILLING MACHINE

本机专业用于圆形板材的成型、抛磨，是加工圆台餐桌等工艺的首选设备，连体式造型，简洁、美观。直接用电机带动磨轮，有电动升降，并能手动左右精调加工直径；工作台装配电动转盘，由底座独立减速机 and 电机带动，扎实耐用。可根据客户不同的加工尺寸定制。

This machine is major in circular forming the circular slabs, which is the first choice equipment for processing circular tables and other crafts, Siamese-style shape, simple, beautiful. The wheels are driven by main motor, with electric lift, and can manually adjust fine-tuning process diameter; The workflat with electric rotary, is driven by the independent reducer of the base and main motor. It is very steady and durable, which can order different processing sizes as the customers' request.




技术参数	Technical parameter		
整机外形尺寸	The size of the machine exterior	m	2.8 × 2.1 × 2
工作台尺寸	Workbench size	mm	850 × 850
转盘直径	Wheel diameter	mm	φ680
加工直径	Machining diameter	mm	φ700~φ1800
主电机功率	The mainframe power	kw	5.5
总重量	total weight	kg	1500

BT1200 型干挂开槽机

BT-CUTTING, GRINDING, CHAMFERING, MACHINE

BT1200型干挂开槽机是我司自主研发生产的新一代干挂机，刀头自动升降，自动化程序高，操作简单方便，单行程可开2条槽，广泛适用于瓷砖、石材、陶板干挂、湿挂。



规格参数	输送带宽度	切割机数量	切割片直径	加工宽度	加工厚度	加工范围	加工速度	总功率	外形尺寸	重量
Technical Index	Conveyor belt width	Nos. of cutting motor	Dia. of cutting blade	Processing width	Processing thickness	Processing range	Processing speed	Total power	Outer dimensions (LxWxH)	Weight
单位(Unit)	mm	pc	mm	mm	mm	mm	mm/min	kw	m	kg
参数 Detail	300	2	φ120-150	150	10-20	600 × 1200	0.8-5	6	2.3 × 1.2 × 1.75	450

BT-手动切割系列产品

BT-MANUAL CUTTING SERIES PRODUCT

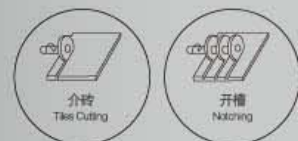
宝陶牌系列切割机从设计、选料到精工制造都与众不同，其准确、轻巧、耐用、不崩边的切割品质，已在数以千计的陶瓷厂家及加工单位得到了广泛的验证。所有切割机出厂前皆经过严格的技术检测及切割考验，是您选用切割机的信心保证！

Bao Tao brand cutting machine is larruping in the aspects of designing, raw material selecting and precise manufacturing. Having high quality of accuracy, flexibility and reliability have been proven by thousands of ceramic manufacturers and processing organization. All the cutting machines have been strictly tested before they left the factory which is your confident guarantee for selecting suitable cutting machine.



800(1200)型单介机

800(1200) TYPE SIMPLES CUTTING MACHINE



800(1200)多功能切割机

800(1200) TYPE MULTIFUNCTION CUTTING MACHINE



BT1200型手动倒角机

该机主要用于瓷砖加工厂、建筑工地等对瓷砖石材等进行倒角，内碰角也叫倒内角，阳角，包柱子。相比传统的磨内角，该机切割速度更快，效率更高。

规格参数	纵向长度	横向长度	锯片直径	加工厚度	总功率	重量	外形尺寸
Technical Index	Portrait length	Horizontal length	Dia. of blade	Processing thickness	Total power	Weight	Outer dimensions (LxWxH)
单位 (Unit)	mm	mm	mm	mm	kw	kg	m
BT-800	800	400	φ 105	16	2.2	250	1.6 × 1.3 × 1.4
BT-1200A	1200	600	φ 105	16-20	2.2	350	2.2 × 1.4 × 1.4
BT-1200B	1200	600	φ 105	16-20	3	350	2.2 × 1.4 × 1.4